

RP SERIES

RP2019

2 CHANGE-OVER CONTACTS LATCHING RELAY, 9 FASTON, DPDT.

TYPE

RP2019 ... V
Latching plug-in Power Relay
2 CO

MAX. CONTACT LOAD

10 A / 250 V AC1 0,5 A / 110 V DC1
10 A / 30 V DC1 0,2 A / 220 V DC1

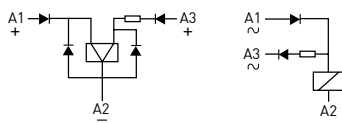
CONTACT

Material Standard AgNi
Optional AgNi + 0,2 μ Au
Optional AgNi + 10 μ Au
Rated current / Max. peak current 10 A / 30 A
Rated voltage / Max. switching voltage AC-1 400 V / 400 V
Rated load AC15 (250 V) 1 kVA
Min. switching load 10 V / 10 mA

COIL

Coil resistance ±10%
ON pulse power (pick-up voltage) 1,5 VA / W
OFF pulse power (release voltage) 0,5 VA / W
1 Winding for AC, 2 Windings for DC
Coil Data:

Internal Diagram:



VAC	mA ON	mA OFF	VDC	mA ON	mA OFF
24	75	12	12	125	41
48	38	6	24	63	21
115	16	2,5	48	31	10
230	8	1,3	110	14	4,5

INSULATION (Vrms, 1 min)

Contact open 1 KV
Coil /Contacts 4 KV
Insulation IEC 61810-1 4 KV / 3
Between contacts 4 KV

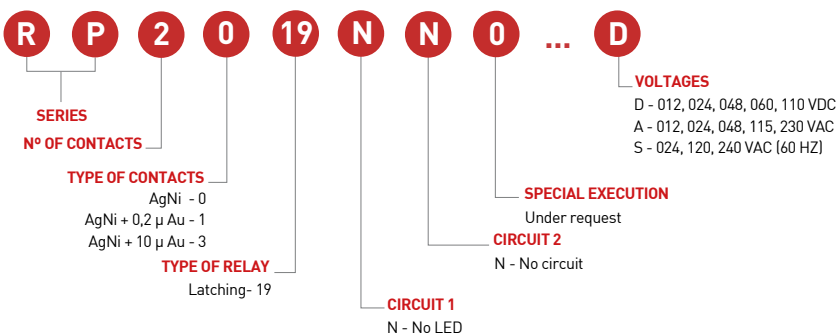
SPECIFICATIONS

Ambient temperature - 40 °C ... + 80 °C
Operation / Release time, min. pulse 50 ms / 50 ms
Protection category IP40
Electrical life DC / Mechanical life 1·10⁵ op / 10·10⁶ op (AC) 20·10⁶ op (DC)
Weight 90 g

ACCESSORIES

Sockets SPT30D, SPW30F, SPP30X, SPP30F

ORDERING CODE



CONNECTION DIAGRAM

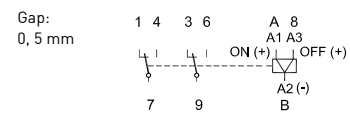


FIG. 1 ELECTRICAL LIFE AC LOAD

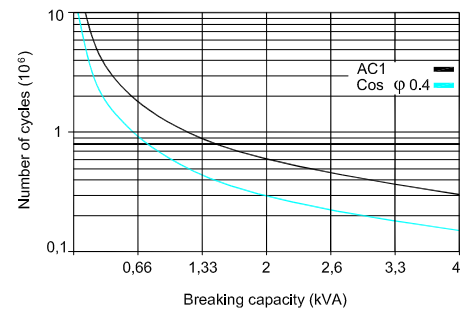
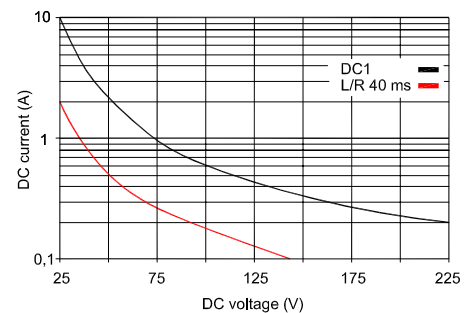
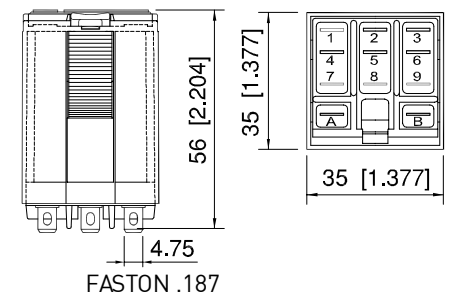


FIG. 2 MAX. DC BREAKING CAPACITY



DIMENSIONS mm [inch]



TECHNICAL APPROVALS



IEC 61810; EN 60947