

RM SERIES

RM1016

1 MAGNETIC BLOW OUT, OPEN CONTACT, 11 PINS, SPST.

TYPE

RM1016 ... V
Industrial Relay for DC applications
1 NO double make magnetic blow out

MAX. CONTACT LOAD

10 A / 250 V AC1 10 A / 110 V DC1
3,6 A / 110 V DC13 2 A / 220 V DC1

CONTACT

Material Standard AgNi

Rated current / Max. peak current 10 A / 30 A
Rated voltage / Max. switching voltage AC-1 250 V / 400 V
Rated load AC15 (250 V) 750 VA
Min. switching load 10 V / 10 mA

COIL

Operation range $\leq 0,8 \times U_N - 1,1 \times U_N$
Rated power (AC/DC) 2,4 VA / 1,3 W
Release voltage $\geq 0,1 \times U_N$
Coil resistance $\pm 10\%$

Coil data

VAC	Ω	mA	VDC	Ω	mA
24	65	100	24	443	54
48	286	50	48	1K7	27
115	1K7	21	110	9K2	12
230	6K8	10	220	36K1	6

INSULATION (Vrms, 1 min)

Contact open 2,5 KV
Coil /Contacts 2,5 KV
Insulation IEC 61810-1 2,5 KV / 3
Between contacts

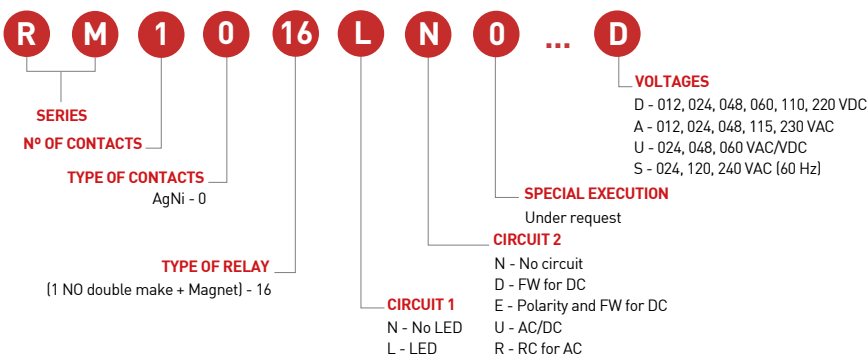
SPECIFICATIONS

Ambient temperature - 40 °C ... + 80 °C
Operation / Release time 20 ms / 10 ms
Protection category IP40
Electrical life DC / Mechanical life 1·10⁵ op / 10·10⁶ op (AC) 20·10⁶ op (DC)
Weight 90 g

ACCESSORIES

Sockets SMB30D, SMB30P, SMB30S, SMW30F, SMP30F, SMT30D

ORDERING CODE



CONNECTION DIAGRAM

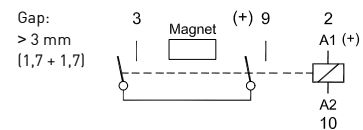


FIG. 1 ELECTRICAL LIFE AC LOAD

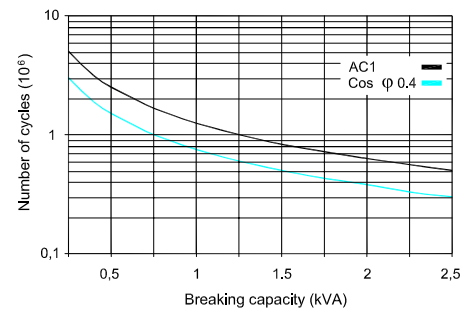
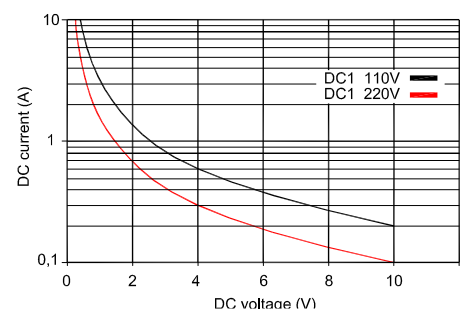
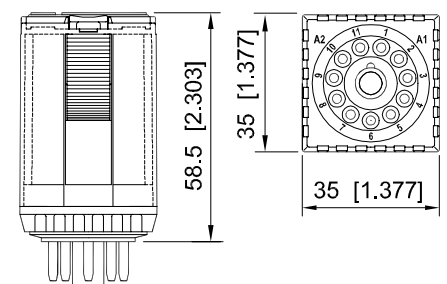


FIG. 2 MAX. DC BREAKING CAPACITY



DIMENSIONS mm [inch]



TECHNICAL APPROVALS



IEC 61810; EN 60947