

RP SERIES

RP1016

1 OPEN CONTACT, MAGNETIC BLOW-OUT, 4 FASTON, SPST.

TYPE

RP1016 ... V
Power Relay for DC Applications
1 NO double make magnetic blow out

MAX. CONTACT LOAD

16 A / 400 V AC1 10 A / 110 V DC1
16 A / 30 V DC1 2 A / 220 V DC13

CONTACT

Material Standard AgNi

Rated current / Max. peak current 16 A / 40 A
Rated voltage / Max. switching voltage AC-1 400 V / 400 V
Rated load AC15 (250 V) 1 kVA
Min. switching load 10 V / 10 mA

COIL

Operation range $\leq 0,8 \times U_N - 1,1 \times U_N$
Rated power (AC/DC) 2,4 VA / 1,3 W
Release voltage $\geq 0,1 \times U_N$
Coil resistance $\pm 10\%$

Coil data

VAC	Ω	mA	VDC	Ω	mA
24	65	100	12	110	108
48	286	50	24	443	54
115	1K7	21	48	1K7	27
230	6K8	10	110	9K2	12
400	18k8	6	220	34k5	6,5

INSULATION (Vrms, 1 min)

Contact open 4 KV
Coil / Contacts 4 KV
Insulation IEC 61810-1 4 KV / 3
Between contacts

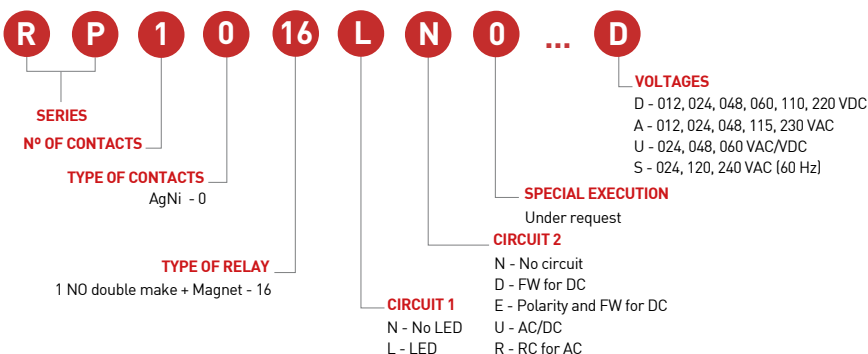
SPECIFICATIONS

Ambient temperature - 40 °C ... + 80 °C
Operation / Release time 20 ms / 10 ms
Protection category IP40
Electrical life DC / Mechanical life 1·10⁵ op / 10·10⁶ op (AC) 20·10⁶ op (DC)
Weight 90 g

ACCESSORIES

Sockets SPT30D, SPW30F, SPP30X, SPP30F

ORDERING CODE



CONNECTION DIAGRAM

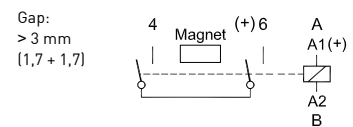


FIG. 1 ELECTRICAL LIFE AC LOAD

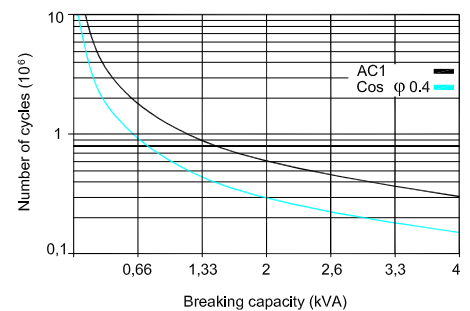
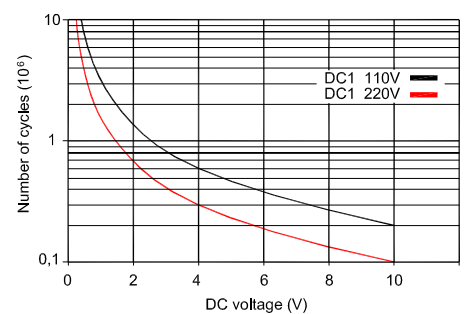
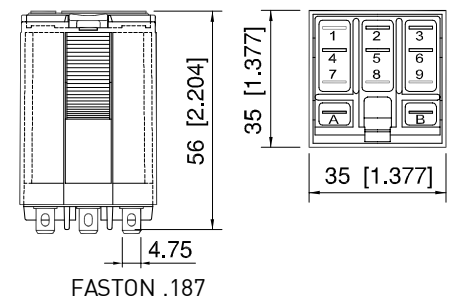


FIG. 2 ELECTRICAL LIFE DC LOAD



DIMENSIONS mm [inch]



TECHNICAL APPROVALS



In process In process In process
IEC 61810; EN 60947