

RM SERIES

RM2010

2 CHANGE-OVER CONTACTS, 8 PINS, DPDT.

TYPE

RM2010 ... V
Industrial Relay
2 CO

MAX. CONTACT LOAD

10 A / 250 V AC1 0,5 A / 110 V DC1
10 A / 30 V DC1 0,2 A / 220 V DC1

CONTACT

Material	Standard	AgNi
	Optional	AgNi + 0,2 μ Au
	Optional	AgNi + 10 μ Au
Rated current / Max. peak current		10 A / 30 A
Rated voltage / Max. switching voltage AC-1		250 V / 400 V
Rated load AC15 (250 V)		750 VA
Min. switching load		10 V / 10 mA 5 V / 5 mA (10 μ Au)

COIL

Operation range	$\leq 0,8 \times U_N - 1,1 \times U_N$
Rated power (AC/DC)	2,2 VA / 1,3 VA
Release voltage	$\geq 0,1 \times U_N$
Coil resistance	$\pm 10\%$

Coil data

VAC	Ω	mA	VDC	Ω	mA
24	67	92	24	433	54
48	296	46	48	1K8	27
115	1K7	19	110	9K2	12
230	7K1	9,5	220	36K1	6

INSULATION (Vrms, 1 min)

Contact open	1 KV
Coil /Contacts	2,5 KV
Insulation IEC 61810-1	2,5 KV / 3
Between contacts	2,5 KV

SPECIFICATIONS

Ambient temperature	- 40 °C ... + 80 °C
Operation / Release time	16 ms / 8 ms
Protection category	IP40
Electrical life DC / Mechanical life	1·10 ⁵ op / 10·10 ⁶ op (AC) 20·10 ⁶ op (DC)
Weight	90 g

ACCESSORIES

Sockets SMB20D, SMT20D, SMW20F, SMP20F

ORDERING CODE

R M 2 0 10 L N 0 ... D

SERIES
N° OF CONTACTS

TYPE OF CONTACTS
AgNi - 0
AgNi + 0,2 μ Au - 1
AgNi + 10 μ Au - 3

TYPE OF RELAY
Standard CO -10

CIRCUIT 1
N - No LED
L - LED

CIRCUIT 2
N - No circuit
D - FW for DC
E - Polarity and FW for DC
U - AC/DC
R - RC for AC

SPECIAL EXECUTION
Under request

VOLTAGES
D - 012, 024, 048, 060, 110, 220 VDC
A - 012, 024, 048, 115, 230 VAC
U - 024, 048, 060 VAC/VDC
S - 024, 120, 240 VAC (60 Hz)



CONNECTION DIAGRAM

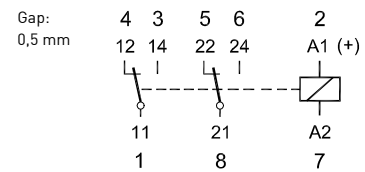


FIG. 1 ELECTRICAL LIFE AC LOAD

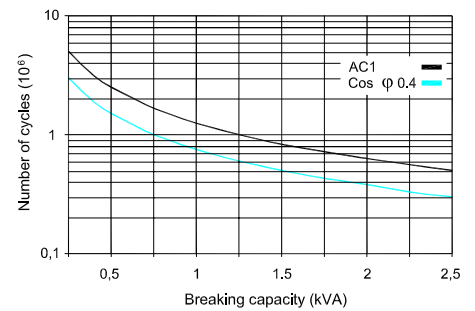
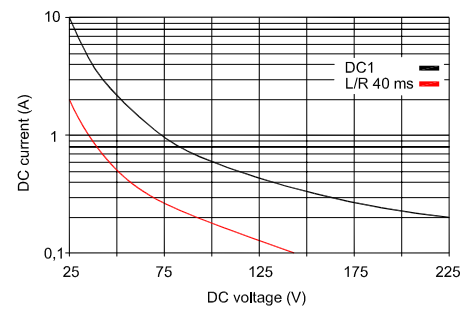
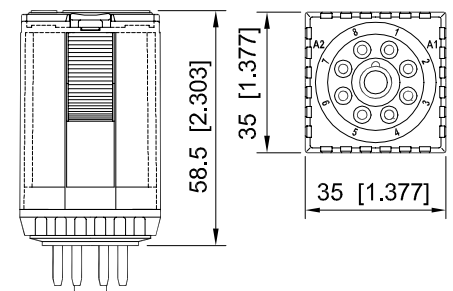


FIG. 2 MAX. DC BREAKING CAPACITY



DIMENSIONS mm [inch]



TECHNICAL APPROVALS



IEC 61810; EN 60947