RF SERIES

RF1014

1 OPEN CONTACT, 4 FASTON, SPST.

TYPE

RF1014 ... V
Interface Relay
1 NO

MAX. CONTACT LOAD

10 A / 250 V AC1	0,8 A / 110 V DC1
10 A / 30 V DC1	0,5 A / 220 V DC1
13 A / 250 V AC1 (UL)	

CONTACT

Material	Standard	AgNi
	Optional	AgNi + 10 µ Au
	Optional	$AgSnO^2$
Rated current / Max. peak current		10 A / 30 A
Rated voltage / Max. switching voltage AC-1		250 V / 400 V
Rated load AC15 (250 V)		750 VA
Min. switching load		10 V / 10 mA
		5 V / 5 mA (10 µ Au)

COIL

Operation range	≤ 0,8 x U_N - 1,1 x U_N
Rated power (AC/DC)	1,1 VA / 0,7 W
Release voltage	≥ 0,1 x U_N
Coil resistance	±10%

Coil data

VAC	Ω	mA	VDC	Ω	mA
24	290	45	12	224	53
48	1200	23	24	742	32
115	7.300	9,5	48	3.500	13,7
230	28.800	4,7	110	19.900	5,5

INSULATION (Vrms, 1 min)

Contact open	2 KV
Coil /Contacts	5 KV
Insulation IEC 61810-1	4 KV/3
Between contacts	

SPECIFICATIONS

Ambient temperature	- 40 °C ... + 80 °C
Operation / Release time	10 ms / 8 ms
Protection category	IP40
Electrical life DC / Mechanical life	$1 \cdot 10^5$ op / $10 \cdot 10^6$ op (AC) $20 \cdot 10^6$ op (DC)
Weight	21 g

ACCESSORIES

Sockets	SFB10D, SFR10D, SFP10X

ORDERING CODE

R F 1 0 14 L N 0 ... D

- **SERIES**
- **Nº OF CONTACTS**
- **TYPE OF CONTACTS**
  - AgNi - 0
  - AgNi + 10 µ Au - 3
  - $AgSnO^2$ - 4
- **TYPE OF RELAY**
  - Open contacts NO - 10
- **CIRCUIT 1**
  - N - No LED
  - L - LED
- **CIRCUIT 2**
  - N - No circuit
  - E - Polarity and FW for DC
  - U - AC/DC
  - R - RC for AC
- **SPECIAL EXECUTION**
  - Under request
- **VOLTAGES**
  - D - 012, 024, 048, 060, 110 VDC
  - A - 012, 024, 048, 115, 230 VAC
  - U - 024, 048, 060 VAC/VDC
  - S - 024, 120, 240 VAC (60 Hz)

CONNECTION DIAGRAM

Gap:
1 mm

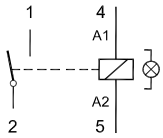

FIG. 1 ELECTRICAL LIFE AC LOAD

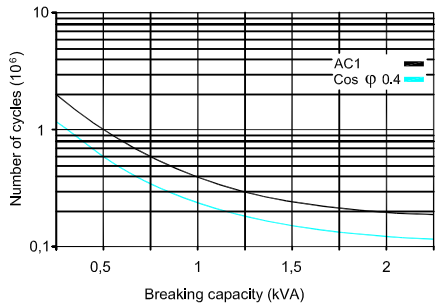

FIG. 2 MAX. DC BREAKING CAPACITY

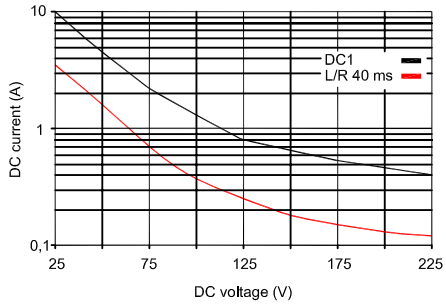

DIMENSIONS mm [inch]

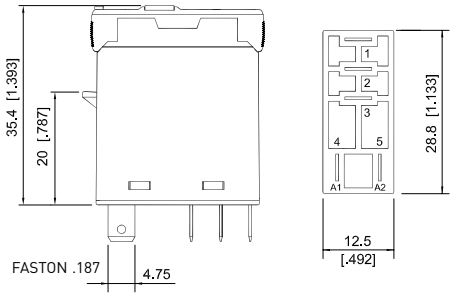

TECHNICAL APPROVALS

In process In process In process

IEC 61810; EN 60947

www.relaygo.com / Laguna 30. 28923, Alcorcón (Madrid) - Spain / Phone: +34 916 416 012 Fax.: +34 916 412 193 E-Mail: info@relaygo.es