RC SERIES

RC2010

2 CHANGE-OVER CONTACT, 8 FASTON, SPST.

TYPE

RC2010 --- V
PCB and interface Relay
2 CO

MAX. CONTACT LOAD

8 A / 250 V	AC1	0,5 A / 110 V	DC1
8 A / 30 V	DC1	0,2 A / 220 V	DC1

CONTACT

Material	Standard	AgNi
Rated current / Max. peak current		8 A / 30 A
Rated voltage / Max. switching voltage AC-1		250 V / 400 V
Rated load AC15 (250 V)		750 VA
Min. switching load		10 V / 10 mA

COIL

Operation range	≤ 0,8 x U_N - 1,1 x U_N
Rated power (AC/DC)	0,53 W
Release voltage	≥ 0,1 x U_N
Coil resistance	±10%

Coil data

VDC	Ω	mA
12	270	44
24	1100	20
48	4350	11
110	22K8	4,8

INSULATION

Contact open	1 KV
Coil /Contacts	5 KV
Insulation IEC 61810-1	4 KV/3
Between contacts	3 KV

SPECIFICATIONS

Ambient temperature	- 40 °C ... + 80 °C
Operation / Release time	5 ms / 5 ms
Protection category	IP40
Electrical life DC / Mechanical life	$1 \cdot 10^5$ op / $10 \cdot 10^6$ op (AC) $20 \cdot 10^6$ op (DC)
Weight	17 g

ACCESSORIES

Sockets — SCB20D

ORDERING CODE

R C 2 0 10 N N 0 D

- SERIES
- Nº OF CONTACTS
- TYPE OF CONTACTS: AgNi - 0
- TYPE OF RELAY: Standard CO - 10
- CIRCUIT 1: N - No LED
- CIRCUIT 2: N - No circuit
- SPECIAL EXECUTION: Under request
- VOLTAGES:
  - D - 012, 024, 048, 060, 110, 220 VDC
  - A - 012, 024, 048, 115, 230 VAC
  - S - 024, 120, 240 VAC (60 HZ)

CONNECTION DIAGRAM

Gap: 0,5 mm

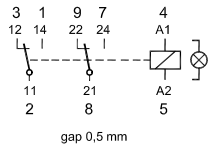

FIG. 1 ELECTRICAL LIFE AC LOAD

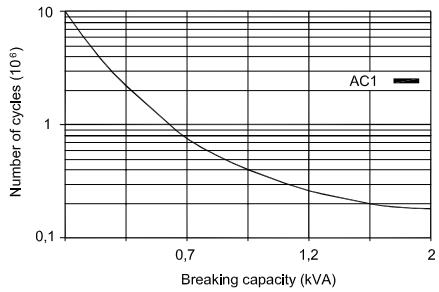

FIG. 2 MAX. DC BREAKING CAPACITY

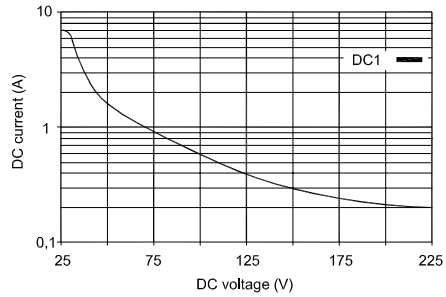

DIMENSIONS mm [inch]

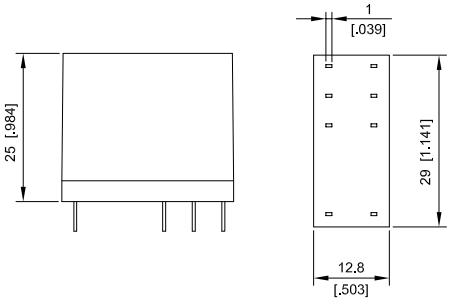

TECHNICAL APPROVALS

In process In process In process

IEC 61810; EN 60947

www.relaygo.com / Laguna 30. 28923, Alcorcón (Madrid) - Spain / Phone: +34 916 416 012 Fax.: +34 916 412 193 E-Mail: info@relaygo.es